

Welcome to the HRET/IHI QI Fellowship! Please use this guide to answer some frequently asked questions.

What are the requirements to complete the fellowship and receive a certificate?

- Complete specific IHI Open School courses
- Participate in one of the “Check In” discussion groups (either mid-March or late July)
- Participate in 10 /14 Fellowship webinars (**Foundations for Change**) either live or via ABQAURP
- Participate in 9/12 Fellowship webinars (**Accelerating Improvement**) either live or via ABQAURP
- Submit a Project Summary by October 15th

How do I view webinars after they air?

Option one: the ABQAURP website. This is where you will need to go to get credit for viewing event. They typically post within two business weeks. See third page for information on accessing fellowship events via ABQAURP’s website.

Option two: [the HRET HIIN website](#). This is where you can easily [get slides and view the fellowship events](#). They are usually posted within one business week.

Note: you will **not** get credit for viewing in this modality; rather, it is for those that want to reference the slides or recording later.

How do you access IHI Open School?

See process on next page.

What is the curriculum?

See last pages for Foundations for Change and Accelerating Improvement curricula.

Open School

How to Access the IHI Open School Online Courses


Step 1: Login to IHI.org.

Go to www.IHI.org/Login. If you are not yet registered, please click the “Register Now” button to do so.

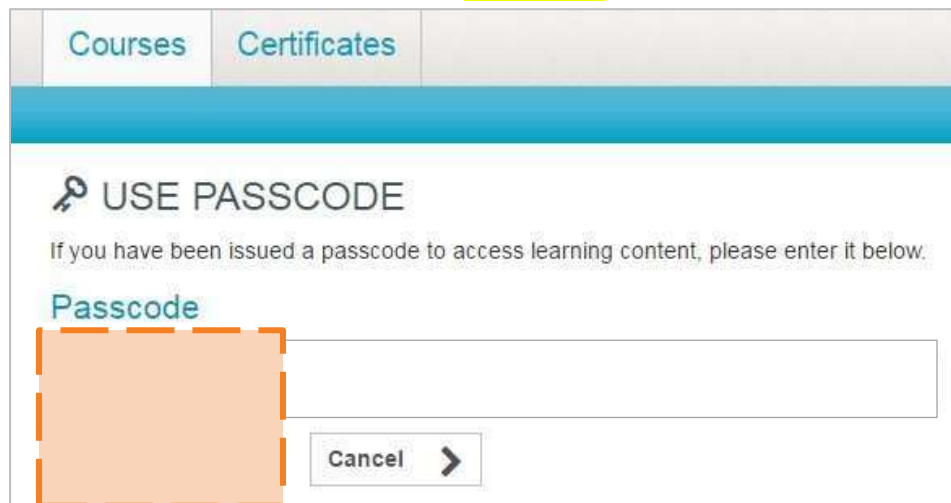


Step 2: Enter your group’s passcode.

After you have successfully logged in, go to www.IHI.org/EnterPasscode.



Enter your group’s 8-digit passcode **D32A5044** and click the “Get Access” button.

A screenshot of a web form titled "USE PASSCODE". At the top, there are two tabs: "Courses" and "Certificates". Below the tabs is a blue header bar. The main content area has a key icon and the text "USE PASSCODE". Below that, it says "If you have been issued a passcode to access learning content, please enter it below." There is a label "Passcode" above a text input field. The input field is highlighted with a dashed orange border. To the right of the input field is a "Cancel" button with a right-pointing arrow.

A confirmation message will appear, indicating you have joined your group and inviting you into the courses.

A screenshot of a confirmation message box. It has a light blue background and a thin border. The text inside says "The passcode you entered has been verified. You have joined the subscription." Below the text is a "Proceed" button with a right-pointing arrow.

Step 3: Take courses.

Now that you are registered for the courses, return directly to your learning using the following link: www.IHI.org/HRETALF. Bookmark the link for easy access.



CLAIMING PHYSICIAN CONTINUING MEDICAL EDUCATION (CME) & NURSING CONTACT HOURS

AHA/HRET Hospital Improvement Innovation Network (HIIN)
Foundations for Change Fellowship & Accelerating Improvement Fellowship
Valid from February 23, 2017 through November 29, 2017
1 CME Credit / 1 CE Credit

In order to claim CE credits for this activity, go to the following web address and select the Course ID/Topic you would like to register for http://www.abqaurp.org/ABQMain/HRET_courses.aspx

<p>FOUNDATIONS FOR CHANGE FELLOWSHIP Tailored to those who are NEW to quality improvement</p> <p>Fellows will:</p> <ul style="list-style-type: none"> • Deploy tools such as aim statements, driver diagram, and run charts to initiate and nurture improvement • Galvanize others to participate in your improvement efforts • Develop and sustain momentum • Mitigate common improvement pitfalls 	<p>ACCELERATING IMPROVEMENT FELLOWSHIP Tailored to those with PREVIOUS QI experience who are looking to deepen their knowledge and skills</p> <p>Fellows will:</p> <ul style="list-style-type: none"> • Assess whether your QI efforts are set up for success • Utilize data to identify, drive, and sustain performance improvement • Ensure process reliability and sustainability • Plan for scale and spread • Mitigate common improvement pitfalls
--	---

In case you missed the live taping of a quality improvement meeting, we will post them as available in ABQAURP's learning management system. HRET will provide a coupon code for free access.

Course ID/Topic - QI Foundations for Change

- [QI F01 - The Case for Improvement](#)
- [QI F02 - Take Your Aim - What Are We Trying to Accomplish?](#)
- [QI F03 - What Changes Can We Make That Will Result in Improvement?](#) ←
- [QI F04 - Map Your Course](#) ←

Course ID/Topic - QI Accelerating Improvement

- [QI A01 - Why Do Improvement Projects Fail?](#)
- [QI A02 - Engaging Stakeholders in Improvement](#)
- [QI A03 - Generating Ideas for Change](#) ←

To proceed select one of the QI topics, sign in, register myself, proceed to checkout then submit order. Once you “register”, enter the Coupon Code HRETHIINQIF and Apply.

Sign In

Username

Password

Keep me signed in

Sign In ←

I don't know my [username](#) or [password](#)
[Create a new account](#)

Follow these prompts:

- 1 **Register Myself**
- 2 **Proceed to Checkout**
- 3 **Submit Order** ←

Upon submitting your order a confirmation will appear which will also be sent to your email address.

Please click on **My Course Access** at the top of your page.

[Click here to access](#) Launch your activity, select the sessions you attended, complete the survey & print your certificate.

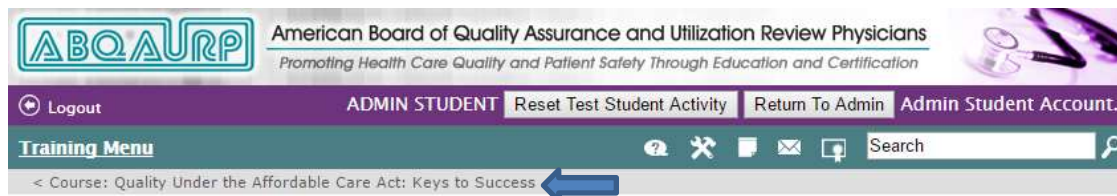
QI F03 What Changes Can We Make That Will Result in Improvem...

All participants must achieve a passing score for continuing education credits.
You have 60 days to complete the course after ordering...

Launch ▶

Course Basics:

- Pretests are required for all online courses. They are not counted toward your grade and are designed to gauge your level of knowledge before beginning the course material. You must complete the pretest before you can access the course material.
- To launch a course, click on the course name and then click the launch button.
- Click on the course name navigation located toward the top of the page in the grey box.



Once the course is marked complete, you will have access to the **Final Assessment**



After passing the Final Assessment, return to your Training Menu to launch the **Course Survey**.



And then to **Print Certificate**.



This will automatically generate a notice of course completion to ABQAURP. There is nothing further for you to do to report completion to us.

Please report any issues and/or problems with the online system to lfrench@abqaurp.org or call Leaha French (800) 998-6030 ext. 114